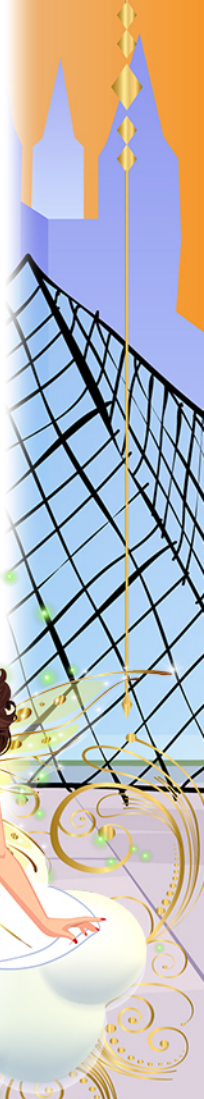






**The third magical Gigi
the Chic Magical Fairy
book by Teelie Turner is
now available!**

**The third book in the
Gigi the Chic Magical
Fairy series is calling
your name. And you can
do more than just read
about it, you can
experience it.**





The background is a vibrant illustration of a Parisian scene. At the top, a yellow Eiffel Tower stands against a light blue sky with soft white clouds. The scene is framed by ornate, golden scrollwork in the corners. Below the text, a detailed drawing of a Parisian street is visible, featuring a brick building with a blue roof on the left, a glass-roofed structure on the right, and a bridge in the distance. In the foreground, a white swan with a red beak and blue ornaments on its wings is in flight. To the right, a young woman with long brown hair, wearing a blue dress and a tiara, is depicted. The bottom left corner shows a white and blue striped umbrella and a small lantern. The overall color palette is warm, with yellows, oranges, and blues.

Gigi's Magical Parisian Holiday is the third of several books in Teelie Turner's incredible series featuring Gigi the Chic Magical Fairy. The fourth Gigi book will be released in time for Christmas in July, with more planned for the future. This book is available in several formats, and a second magical instant fairy garden featuring Gigi is also in the process of being created, so you can have more magical adventures with her.



Have you ever dreamt about traveling to Paris, and sightseeing? Gigi will be discovering many true Parisian landmarks in this delightful story. The illustrations and book formatting are a lovely complement to this enchanted story. The back cover to this fashion tale reads: Gigi the Chic Magical Fairy and her human designer friend Adriana continue their adventures in Paris. The Spring Fashion Show has come to a successful end, and now they can relax and enjoy the sights, sounds and tastes of Paris. Gigi also meets another fairy in the dining room of the hotel where she's staying. Read all about Gigi and her friends' adventures in Paris in Gigi's Magical Parisian Holiday.



The background is a vibrant, stylized illustration of Paris. At the top, a golden Eiffel Tower stands against a light blue sky with soft white clouds. The scene is framed by ornate, swirling golden filigree in the corners. Below the text, a large white swan with a red beak and blue-tipped wings is depicted in flight. In the bottom right corner, a young woman with long brown hair, wearing a blue dress and a tiara, is shown. The bottom left features a large, ornate white and blue parasol. The background also includes a brick building with a blue roof on the left and a modern glass skyscraper on the right. The overall color palette is warm, with oranges, yellows, and blues.

There is so much that we could tell you about this incredible book, but it is even better to be able to experience it firsthand. In order to have the full Gigi experience, we recommend that you first read *How Gigi Becomes a Chic Magical Fairy* and then *On the Magical Runway: Gigi on Paris*. After discovering these two magical books, you'll be ready to pick up your copy of *Gigi's Magical Parisian Holiday* to continue the entertaining adventures of Gigi the Chic Fairy. Learn about Gigi's magical books on her website [here](#).


The background is a vibrant, stylized illustration of a Parisian scene. At the top, a yellow Eiffel Tower stands against a light blue sky with soft white clouds. The scene is framed by ornate, golden scrollwork in the corners. Below the tower, a large, white, semi-transparent text box contains the main text. In the foreground, a young woman with long brown hair, wearing a blue dress and a tiara, is depicted in a graceful pose. To her left, a white swan with a red beak and blue accents on its wings is shown in flight. The background features a detailed drawing of a Parisian building with a blue dome and a glass pyramid, all illuminated with green and blue lights. A large, white, ornate umbrella is visible in the lower left corner, and a golden carriage wheel is partially visible at the bottom. The overall color palette is dominated by blue, yellow, and white, with accents of green and red.

You'll also enjoy Gigi's instant fairy gardens. These DIY crafts are / will soon be available as an instant download and can provide hours of magical fun as you can join Gigi on her adventures. These educational and affordable instant fairy gardens can be enjoyed with family, friends or for one-on-one play.




Many celebrations can also be enjoyed with Gigi including fashion themed birthday parties. To enhance the birthday celebration, you might want to use Gigi the Chic Fairy stickers and magnets as party favors. Gigi's complete collection of merchandise is available on Redbubble. There are currently four different designs and multiple colors of merchandise that you can choose from. Additional accessories such as miniature purses, shoes, perfume bottles, sweets, and items of clothing can also be added to the fairy gardens to enhance playtime. Possibilities are endless when the power of imagination takes hold. Some of these accessories can be found at the [Teelie's Fairy Garden Etsy Store](#).






Gigi also has an amazing Chic Kids Club where you can enjoy several free downloadable activities such as coloring pages and mazes. Learn more [here](#).




Teelie Turner's goal in recording the many events in her magical world of fairies is to use them as an easy-to-accept tool for teaching life lessons. Adults enjoy reading the stories and sharing them with their children.



The author takes her appreciation of fairies a step further with her hobby, creating miniature fairy gardens. She began her fairy garden work in 2014 and offers details in a website, <https://www.teeliesfairygarden.com/>. Her other magical website is <http://tommytinkerstore.com/>. Both of these websites are treasures when it comes to adventures in Fairy Land.

The background is a vibrant, stylized illustration. At the top center, a tall, yellow lighthouse with a black lattice pattern stands against a light blue sky with a few white clouds. The lighthouse is flanked by ornate, golden, swirling decorative elements. Below the lighthouse, a large, white, stylized swan with a red beak and a small crown on its head is depicted in flight, facing right. In the bottom right corner, a young woman with long brown hair, wearing a blue dress and a tiara, is shown from the waist up, looking towards the viewer. The background also features a large, multi-story building with a blue roof and a glass facade, and a large, ornate, golden, swirling decorative element on the left side. The overall color palette is dominated by blue, yellow, and white, with accents of red and brown.

Teelie Turner lives in the Pacific Northwest. When she is not busy reporting the adventures of the magical fairies, she enjoys real-world gardening, interior decorating, tennis, boating, and spending time with her husband and her dog. She is also involved with philanthropic activities benefiting the community where she lives. She has business experience in publishing, merchandising, the toy industry, and electronic commerce.



To find out more about Teelie Turner,
visit <https://teelieturnerauthor.com/>.
Send questions via e-mail to
press@teelieturnerauthor.com
or call 206-414-0543.

Teelie Turner and Gigi the Chic Fairy
would like to remind you to always
follow your dreams. You never know
how far they can take you. Also
believe in the power of imagination and
creativity as both of these will help you
to go on enchanted adventures in Fairy
Land, and to create amazing fairy
gardens.